


3500/91 EGD Communication Gateway Module

Datasheet

Bently Nevada Machinery Condition Monitoring

165361 Rev. J



Description

The 3500/91 EGD (Ethernet Global Data) Communication Gateway modules provide comprehensive communication capabilities of 3500 rack-monitored values and status. This Ethernet network path provides information with response times suitable for controller applications. Using the 3500/91 EGD Gateway provides for integration with EGD protocol compatible controllers.

Supported protocols include:

- EGD (version 2.01)
- Ethernet UDP/IP

The Ethernet standard supported by the 3500/91 I/O modules is IEEE802.3 for 10BASE-T and 100BASE-TX (twisted pair).



Specifications

Inputs

Power Consumption	7.4 watts typical
Data Types	
Producer Exchanges	<ul style="list-style-type: none"> • Rack, Module, Channel and Data value Status • Data values (float) • Setpoints (float)
Consumer Exchange	<ul style="list-style-type: none"> • Group Reset • Group Trip Multiply • Group Alarm Inhibit • Group Special Alarm Inhibit

Outputs

Front Panel LEDs	
OK LED	Indicates when the 3500/91 is operating properly.
TX/RX LED	Indicates when the 3500/91 is communicating with other modules in the 3500 rack.

Protocols

EGD	Version 2.01
Ethernet	IEEE 802.3 CSMA/CD
Communication Link	Ethernet, 10-Mbps and 100-Mbps, and conforms to IEEE 802.3 and IEEE802.3u
Protocol	Ethernet UDP/IP frame
Connection	RJ-45 jack for the Ethernet 10BASE-T/100BASE-TX I/O Module MT-RJ jack for the Ethernet 100BASE-FX I/O Module

Environmental Limits

Operating Temperature	-30°C to +65°C (-22°F to +150°F)
Storage Temperature	-40°C to +85°C (-40°F to +185°F)
Humidity	95%, noncondensing

Physical

Main Module	
Dimensions (Height x Width x Depth)	241.3 mm x 24.4 mm x 241.8 mm (9.50 in x 0.96 in x 9.52 in)
Weight	0.79 kg (1.75 lbs.)
I/O Modules	
Dimensions (Height x Width x Depth)	241.3 mm x 24.4 mm x 99.1 mm (9.50 in x 0.96 in x 3.90 in)
Weight	0.39 kg (0.85lbs.)
Rack Space Requirements	
Main Module	1 full-height front slot
I/O Modules	1 full-height rear slot

Compliance and Certifications

FCC

This device complies with part 15 of the FCC Rules. Operation is subject to the following two conditions:

- This device may not cause harmful interference.
- This device must accept any interference received, including interference that may cause undesired operation.

EMC

European Community Directive:

EMC Directive 2014/30/EU

Standards:

EN 61000-6-2 Immunity for Industrial Environments

EN 61000-6-4 Emissions for Industrial Environments

Electrical Safety

European Community Directive:

LV Directive 2014/35/EU

Standards:

EN 61010-1

RoHS

European Community Directive:

RoHS Directive 2011/65/EU

Maritime

ABS - Marine and Offshore Applications

DNV GL Rules for Classification – Ships, Offshore Units, and High Speed and Light Craft

Hazardous Area Approvals



For the detailed listing of country and product specific approvals, refer to the *Approvals Quick Reference Guide* (108M1756) available from Bently.com.

CSA/NRTL/C

Class I, Zone 2: AEx/Ex nA nC ic IIC T4 Gc;

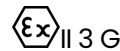
Class I, Zone 2: AEx/Ex ec nC ic IIC T4 Gc;

Class I, Division 2, Groups A, B, C, and D;

T4 @ Ta= -20°C to +65°C (-4°F to +149°F)

When installed per drawing 149243 or 149244.

ATEX/IECEx

 II 3 G

Ex nA nC ic IIC T4 Gc

Ex ec nC ic IIC T4/T5 Gc

T4 @ Ta= -20°C to +65°C (-4°F to +149°F)

When installed per drawing 149243 or 149244.

Refer to our Network Accessories Datasheet (document 164466).

Ordering Information

Ordering Considerations

Version 3.70 (release pending) or higher of 3500 Rack Configuration Software is required.

The 3500/91 EGD requires a 3500/22M TDI to communicate with monitor modules.

Only 1 EGD per rack is allowed.

Version 1.20 (release pending) or higher of TDI (3500/22M) firmware is required.

For consumed exchange support, version 2.21 (release pending) or higher of 4-Channel firmware is required.

The 3500/91 EGD Communication Gateway

3500/91-AA-BB-CC

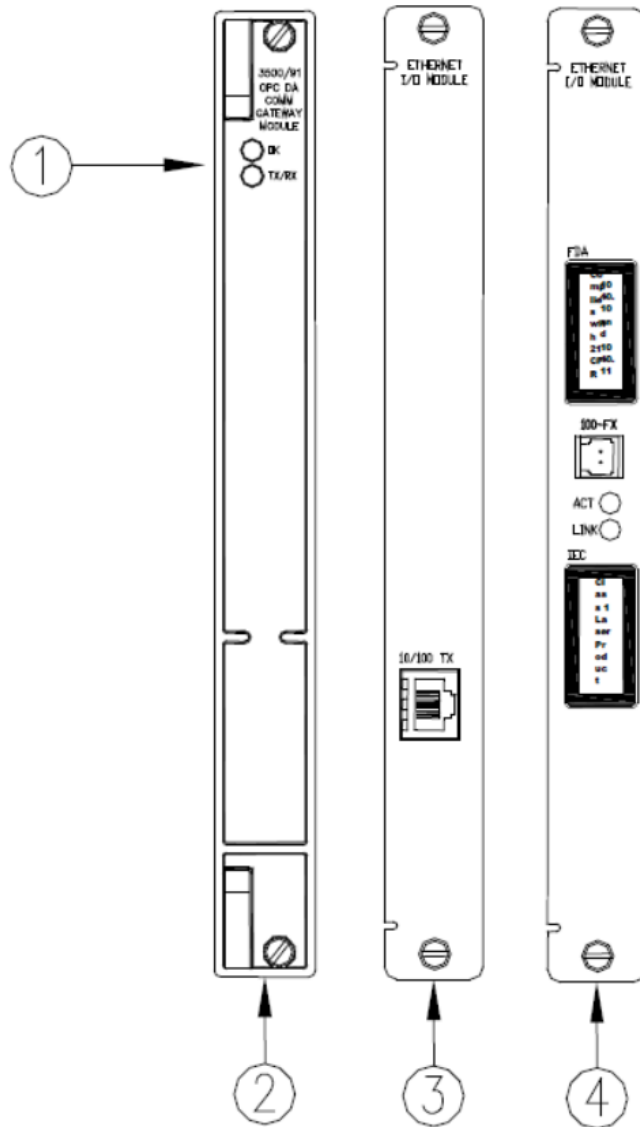
A: Main Module Type	
0 1	EGD Communication Gateway Module
B: I/O Module Type	
0 1	Ethernet 10BASE-T/100BASE-TX I/O Module
0 2	Ethernet 100BASE-FX I/O Module
C: Agency Approval Option	
0 0	None
0 1	CSA/NRTL/C
0 2	CSA/A

Spares

161232	3500/91 User Guide
161204-01	3500/91 EGD Gateway Module
161216-01	Ethernet 10BASE-T/100BASE-TX I/O Module
161216-02	Ethernet 100BASE-FX I/O Module

Network Accessories

Graphs and Figures



1. Status LEDs
2. 3500/91 EGD Communication Gateway Module
3. Ethernet 10BASE-T/100BASE-TX I/O Module
4. Ethernet 100BASE-FX I/O Module

Figure 1: 3500/91 Front and Rear Views

Copyright 2020 Baker Hughes Company. All rights reserved.



Bently Nevada and Orbit Logo are registered trademarks of Bently Nevada, a Baker Hughes Business, in the United States and other countries. The Baker Hughes logo is a trademark of Baker Hughes Company. All other product and company names are trademarks of their respective holders. Use of the trademarks does not imply any affiliation with or endorsement by the respective holders.

Baker Hughes provides this information on an "as is" basis for general information purposes. Baker Hughes does not make any representation as to the accuracy or completeness of the information and makes no warranties of any kind, specific, implied or oral, to the fullest extent permissible by law, including those of merchantability and fitness for a particular purpose or use. Baker Hughes hereby disclaims any and all liability for any direct, indirect, consequential or special damages, claims for lost profits, or third party claims arising from the use of the information, whether a claim is asserted in contract, tort, or otherwise. Baker Hughes reserves the right to make changes in specifications and features shown herein, or discontinue the product described at any time without notice or obligation. Contact your Baker Hughes representative for the most current information.

The information contained in this document is the property of Baker Hughes and its affiliates; and is subject to change without prior notice. It is being supplied as a service to our customers and may not be altered or its content repackaged without the express written consent of Baker Hughes. This product or associated products may be covered by one or more patents. See [Bentley.com/legal](https://www.bentley.com/legal).

1631 Bently Parkway South, Minden, Nevada USA 89423
Phone: 1.775.782.3611 or 1.800.227.5514 (US only)
[Bentley.com](https://www.bentley.com)